






## Tavole multiple roto-basculanti cnc CNC multip spindle rotary tilting tables

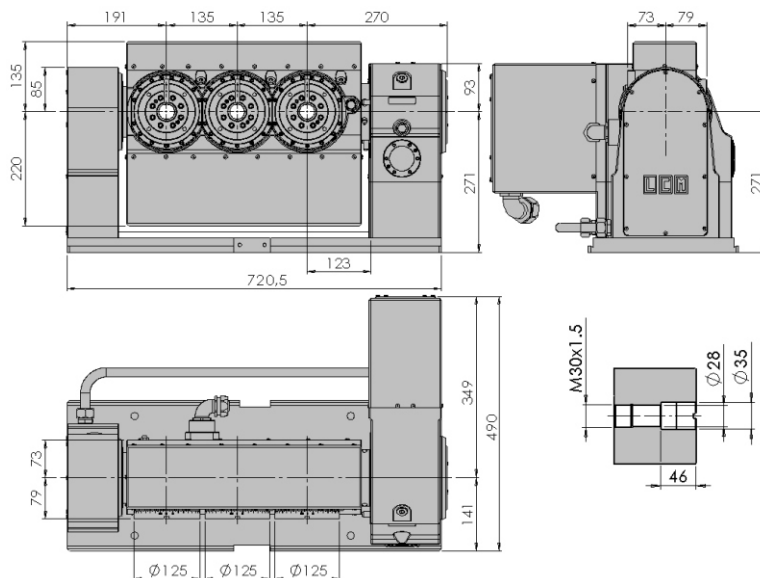

Movimento simultaneo assi girevoli  
Trasmissione meccanica  
Bloccaggio pneumatico

Simultaneous control of multiple rotating spindles  
Mechanical transmission  
Pneumatic clamping



Caratteristiche - Modelli Specifications - Models		MTX 125-3		MTX 125-4	
Diametro tavola Table diameter	mm.	125		125	
Diametro foro centrale Center bore	mm.	28		28	
Altezza punta Center height	mm.	271		271	
Larghezza cave a T Table T-slots width	mm.	6		6	
Inclinazione Tilt range		-10°÷100°		-10°÷100°	
Asse Axis		Girevole Rotary	Inclinabile Tilting	Girevole Rotary	Inclinabile Tilting
Sistema di bloccaggio Clamp system		Pneumatico Pneumatic	Pneumatico Pneumatic	Pneumatico Pneumatic	Pneumatico Pneumatic
Capacità di bloccaggio Clamp torque	Nm.	250	1000	250	1000
Rapporto vite/corona Worm screw/wheel ratio		1/234	1/180	1/234	1/180
Grandezza motore (pagina 43) Servo motor size (page 43)		2	3	2	3
Velocità massima di rotazione Max rotation speed	Rpm	12,8	16,6	12,8	16,6
Precisione di posizionamento Indexing accuracy	sec.	± 30	± 30	± 30	± 30
Incremento minimo Minimum increase		0,001°		0,001°	
Peso max ammesso 0° Max allowable load 0°	 Kg.	40		40	
Peso max ammesso 90° Max allowable load 90°	 Kg.	30		30	
Spinta max ammessa 0° Max allowable thrust 0°	 N.	3200		3200	
Spinta max ammessa 90° Max allowable thrust 90°	 FxL Nm	650		650	
Coppia di lavoro Working torque	 Nm	190		190	
Peso netto tavola Table net weight	Kg.	170		195	

**MTX 125-3**



**MTX 125-4**

