



metrology software products ltd



NC-Checker

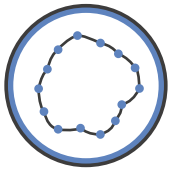
Diagnostics. Trends. Daily Reports.

Features



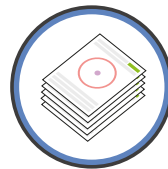
“Checking my machine has never been easier. It’s all at the push of a button.”

Business Development Manager - Aerospace Supplier



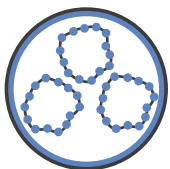
Machine signature Performance at a glance

Every machine has a unique benchmark signature. Deviation from the nominal shape represents machine errors which will manifest themselves on your part.



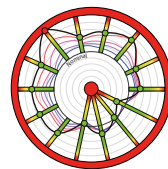
Fully traceable archive Comprehensive data reference

All detailed reports are archived against the machine, date and other criteria for full traceability. The benchmark is a summary of these reports.




Machine comparison Quickly find geometric variance

Is your machine as good today as it was yesterday? Does machine A differ from machine B? Has temperature affected performance? Our benchmark comparison shows you.




Trend analysis Predict need for maintenance

Benchmarks can be overlaid to show geometric drift. Schedule maintenance while the machine is in tolerance to avoid disrupting production with emergency call-outs.



Simple colour-coded results Useful for any level of expertise

Understand your machine in seconds. The green for go and red for no-go clearly displays the machine’s current status.



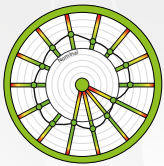
Simple push-button interface Anyone can check machine capability

NC-Checker is designed for operators. Training takes a day. The effortless Go-NoGo interface makes checking your machine easy.

Advantages

“High quality parts need good geometric performance from your machine tool. NC-Checker quickly shows you in a simple to understand benchmark report.”

Peter Hammond - MSP Chairman



Understand your machine **An instant visual report**

NC-Checker's comprehensive checks show your machine tool's geometric performance. The final benchmark report gives you a clear understanding of its current status.



Day to day machine checks **Operator driven diagnostics**

NC-Checker's benchmark report takes minutes to confirm the capability of your machine. Its push button interface makes this process simple.



Higher part quality **Reduced geometric error**

NC-Checker's machine benchmark shows a quality signature against a nominal target. Correcting any errors increases the quality of your parts.




Uniform part quality **Reduce machine to machine variation**

NC-Checker benchmark signatures allow you to compare geometric performance across machines. Eliminating any variation enables you to produce parts of uniform quality.



Less machine downtime **Benchmark trend analysis**

NC-Checker means planned maintenance. Trend reports enable you to anticipate machine failure, instead of production emergencies and machine downtime.

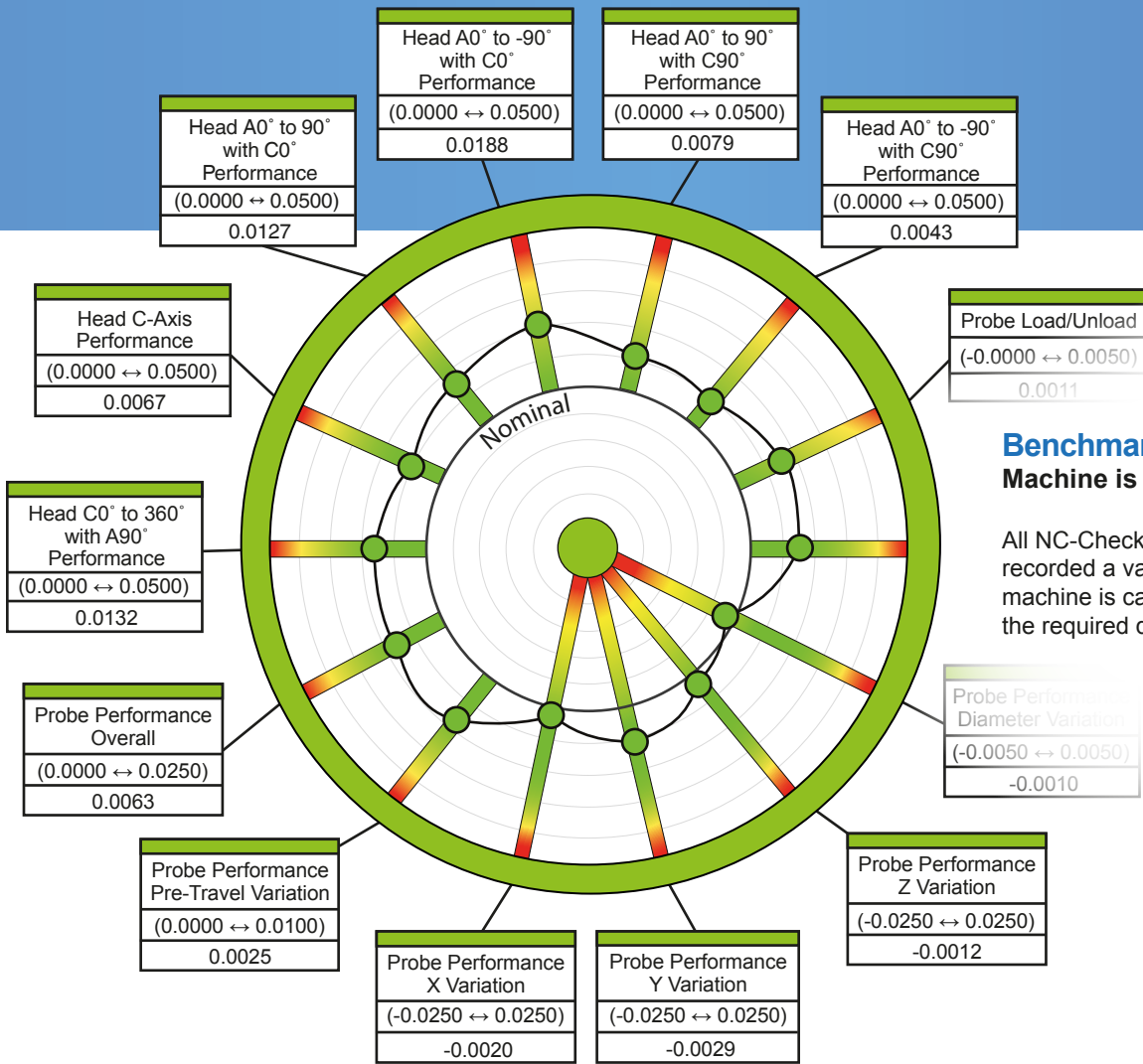


Improved probing speed **World class 5-axis calibration**

NC-Checker has a single 5-axis calibration, taking minutes, for fast, high accuracy single touch probing. Setup times and probing cycles are dramatically reduced.

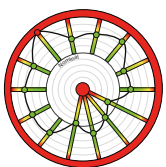
The Benchmark

Quality
81%



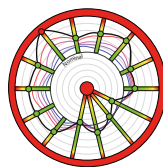
Benchmark pass Machine is capable

All NC-Checker diagnostic checks have recorded a value within tolerance. The machine is capable of making parts to the required quality.



Benchmark fail Machine isn't capable


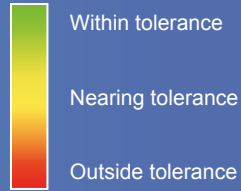
NC-Checker diagnostics have recorded a value outside acceptable part tolerances. The machine is not capable of making parts to the required quality.



Benchmark trends Plan your maintenance

NC-Checker lets you monitor the geometric drift of your machine. Remedial maintenance can be planned, instead of emergency call-outs and costly downtime.

Highlights



81%

Benchmark quality

A quality metric of your machine tool's performance is shown as a percentage.

1

Nominal line

If all current values lie on the nominal line the quality metric is 100%.

2

Tolerances

Any value outside the upper and lower tolerance results in a benchmark failure.

3

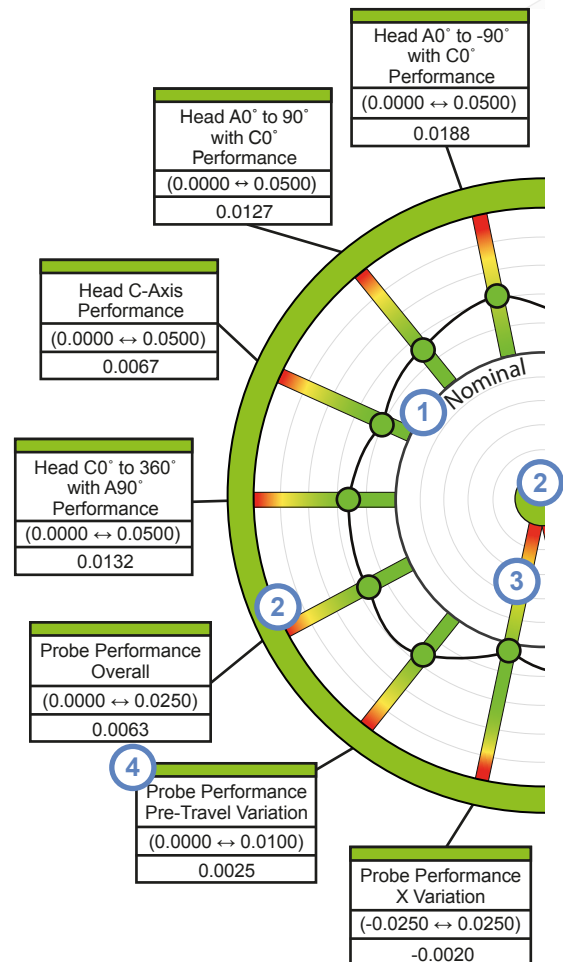
Values

The lower bounded value can be zero or negative towards a lower tolerance.

4

Results

The result box shows colour code, description, current result, upper and lower tolerances.





For further information please contact:

 +44 (0)1665 608193
 info@metsoftpro.com
 metsoftpro.com



Ask about our guarantee. We know NC-Checker works, but you don't.


After a site survey, there is nothing to pay until the system works and delivers its first benchmark report.


For full details visit www.metsoftpro.com, or if you have machine issues to discuss simply contact us for an informal chat.




metrology software products ltd

6F Greensfield Court, Alnwick, Northumberland, NE66 2DE, UK

 +44 (0)1665 608193

 metsoftpro.com

 info@metsoftpro.com

a **RENISHAW**  associate company