

STATE OF TRADE REPORT

February 2022

Country	GDP growth (year on year)		Inflation (a)		Unemployment Rate		PMI (b)			
	2021	2022 (f)	Latest	Date	Latest	Date	Nov-21	Dec-21	Jan-22	Feb-22
Austria	4.5%	5.2%	4.3%	Dec-21	8.1%	Jan-22	58.1	58.7	61.5	58.4
Belgium	6.1%	3.0%	8.5%	Jan-22	5.7%	Dec-21	n/a	n/a	n/a	n/a
Finland	3.5%	3.0%	4.4%	Jan-22	7.5%	Jan-22	n/a	n/a	n/a	n/a
<i>France</i> *	7.0%	3.6%	3.3%	Jan-22	7.4%	Dec-21	55.9	55.6	55.5	57.2
Italy	6.5%	3.8%	4.8%	Jan-22	9.0%	Dec-21	62.8	62.0	58.3	58.3
Netherlands	6.2%	2.0%	6.4%	Jan-22	3.8%	Dec-21	60.7	58.7	60.1	60.6
Spain	5.0%	5.8%	6.1%	Jan-22	13.0%	Dec-21	57.1	56.2	56.2	56.9
Switzerland	3.5%	3.2%	1.7%	Jan-22	2.6%	Jan-22	62.5	62.7	63.8	62.6
Turkey	9.0%	3.3%	48.7%	Jan-22	11.2%	Dec-21	52.0	52.1	50.5	50.4
U K	7.5%	3.8%	5.5%	Jan-22	4.1%	Q4-21	58.1	57.9	57.3	58.0
<i>Germany</i> *	2.8%	3.6%	5.1%	Jan-22	3.2%	Dec-21	57.4	57.4	59.8	58.4
<i>Czechia</i> *	3.3%	4.4%	8.8%	Jan-22	2.1%	Dec-21	57.1	59.1	59.0	56.5
<i>Hungary</i> *	6.5%	5.0%	7.9%	Jan-22	3.7%	Dec-21	52.2	65.5	50.7	53.2
<i>Poland</i> *	5.7%	5.5%	8.7%	Jan-22	2.9%	Dec-21	54.4	56.1	54.5	54.7
<i>Sweden</i> *	5.0%	3.8%	3.9%	Jan-22	8.2%	Dec-21	63.1	62.1	62.4	58.6

a Inflation measured by the Consumer Price Index

f Forecast

b Purchasing Managers Index for manufacturing

Data in italics is taken from Eurostat unless stated otherwise

* GDP forecasts by the European Commission, published 10th February

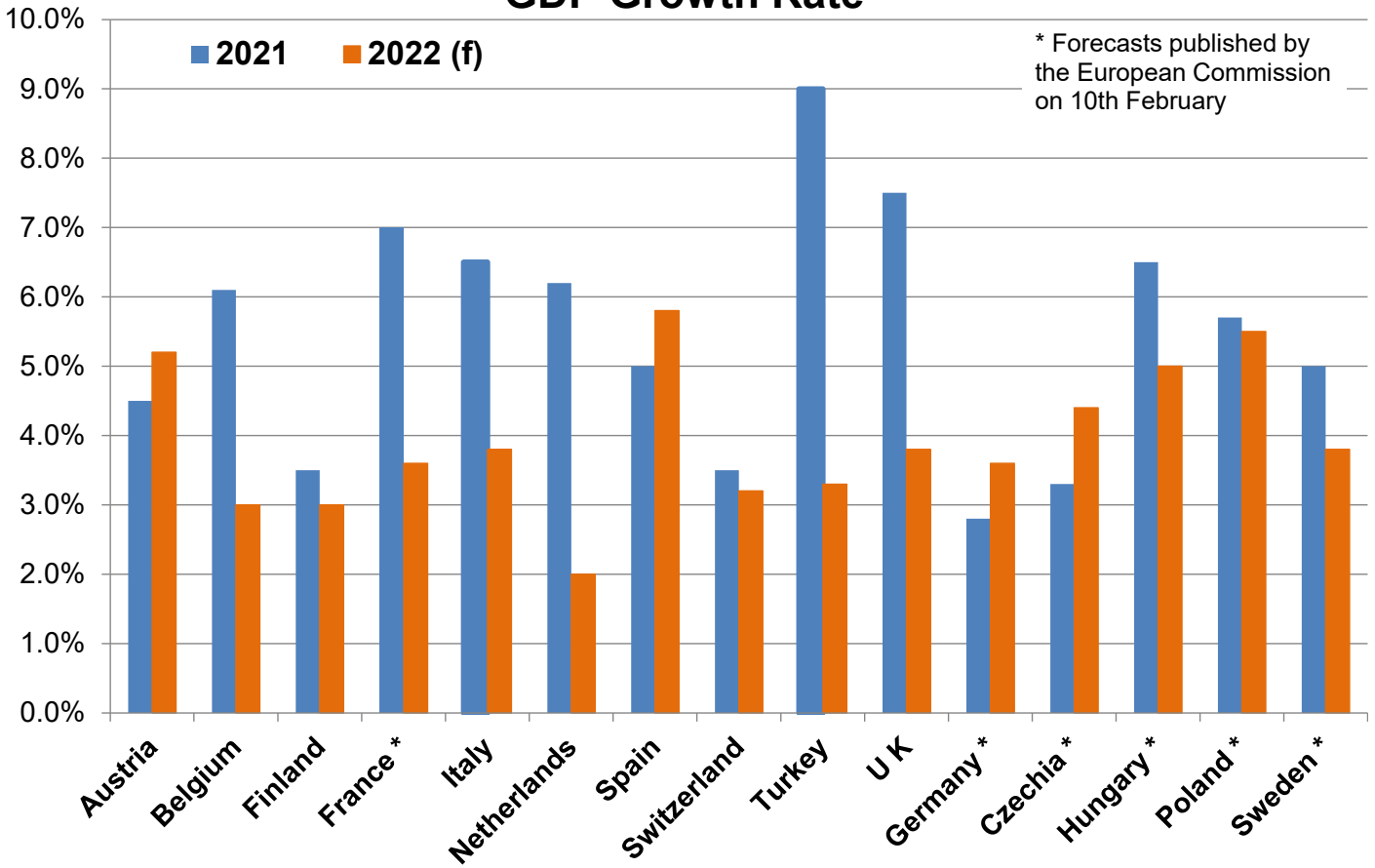
Country	Machine Tool Market (year on year % change)		Cutting Tool Market (year on year % change)	
	2021	2022 (f)	2021	2022 (f)
Austria	4.2%	4.5%	4.2%	4.5%
Belgium	10.0%	7.0%	12.0%	8.0%
Finland	140.5%	0.0%	not available	not available
France	not available	not available	not available	not available
Italy	30.0%	12.0%	12.0%	8.0%
Netherlands	83.2%	not available	-2.2%	not available
Spain	96.8%	not available	13.8%	not available
Switzerland	19.0%	10.0%	19.0%	10.0%
Turkey	35.9%	35.0%	20.0%	35.0%
U K	10.0%	20.0%	3.0%	10.0%
<i>Germany</i>	-3.0%	15.0%	not available	not available
<i>Czechia</i>	not available	not available	not available	not available
<i>Hungary</i>	not available	not available	not available	not available
<i>Poland</i>	not available	not available	not available	not available
<i>Sweden</i>	not available	not available	not available	not available

2021 trend for Germany is the figure for Q1-Q3/21 compared to Q1-Q3-20

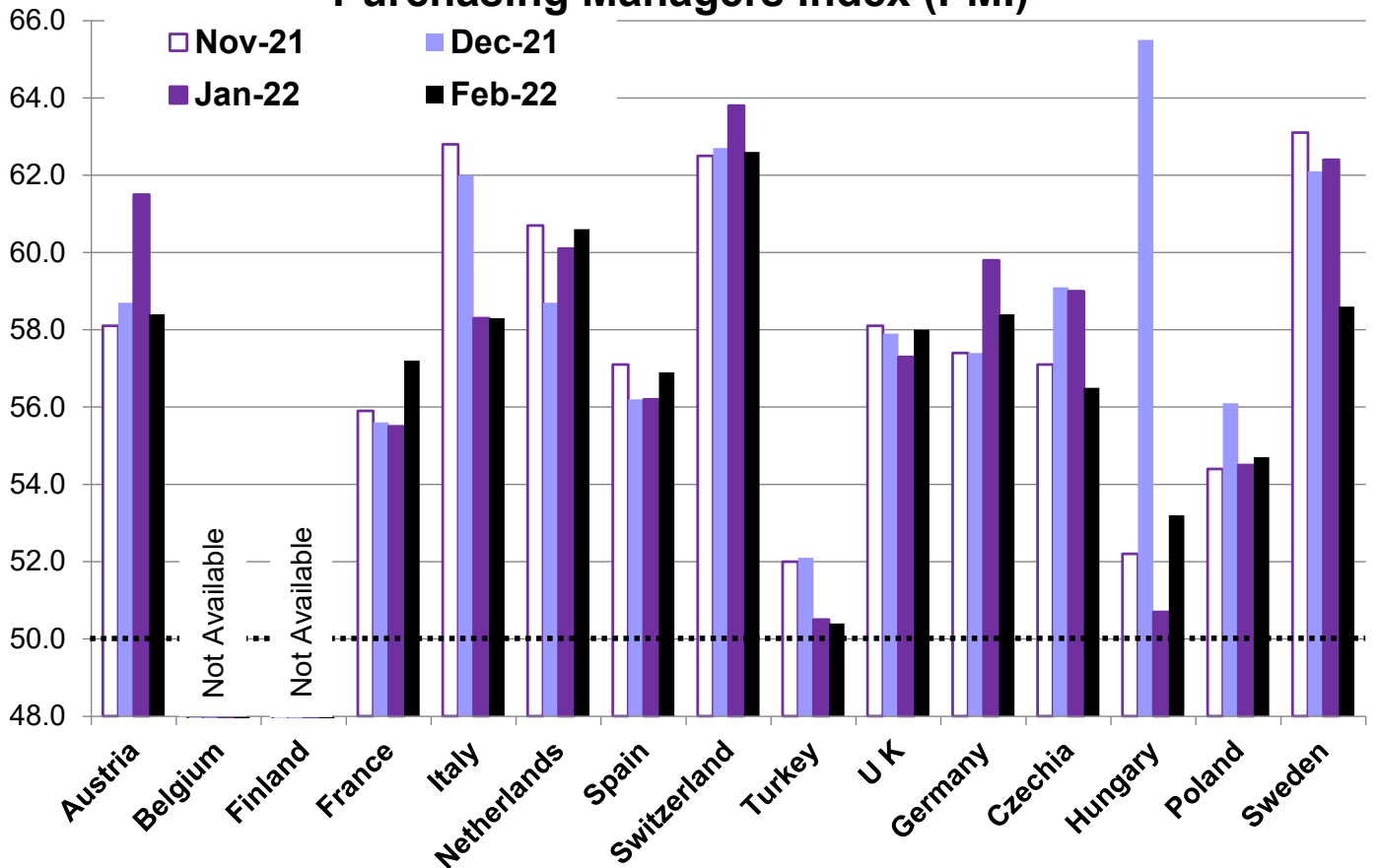
e Estimate

f Forecast

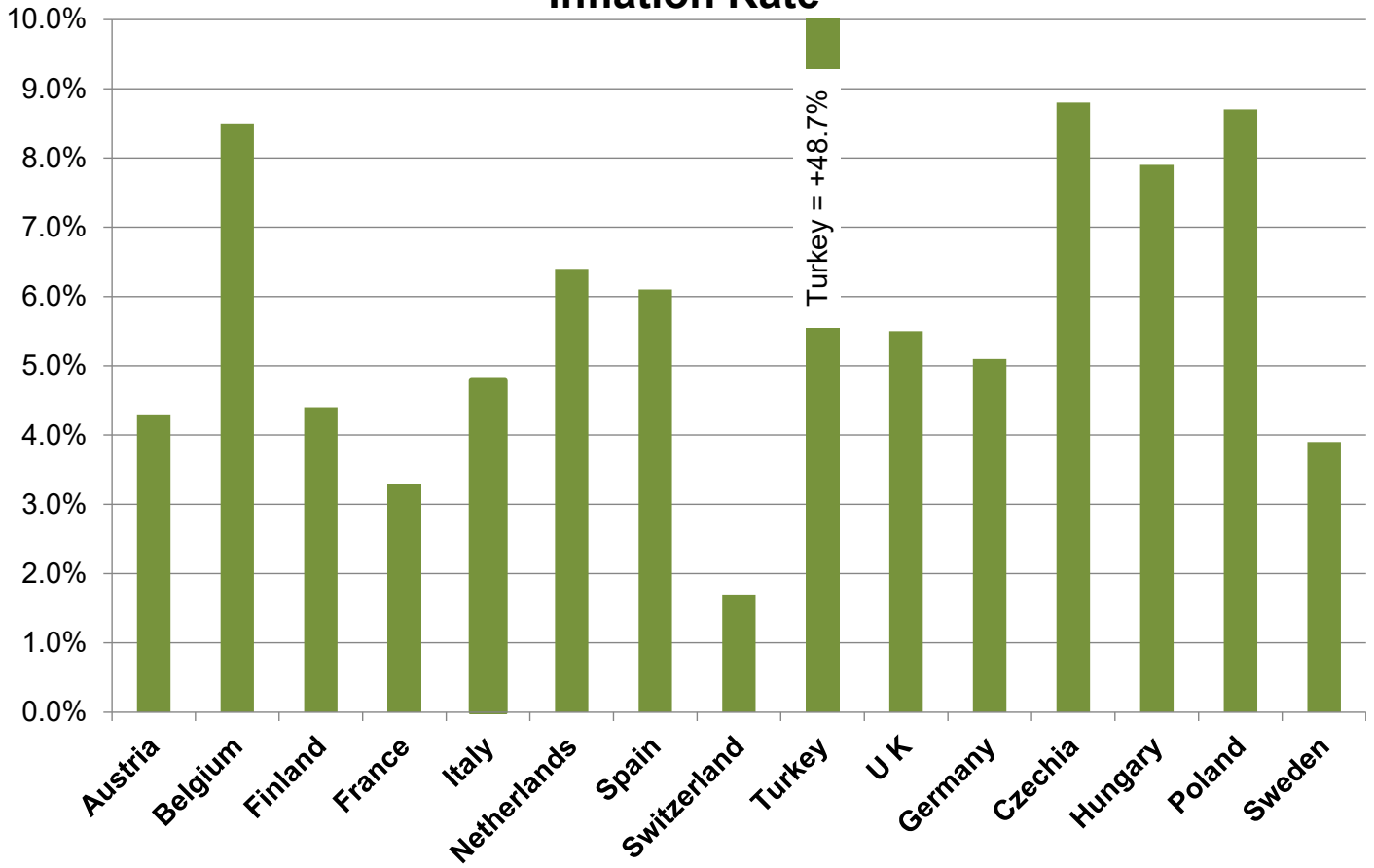
GDP Growth Rate



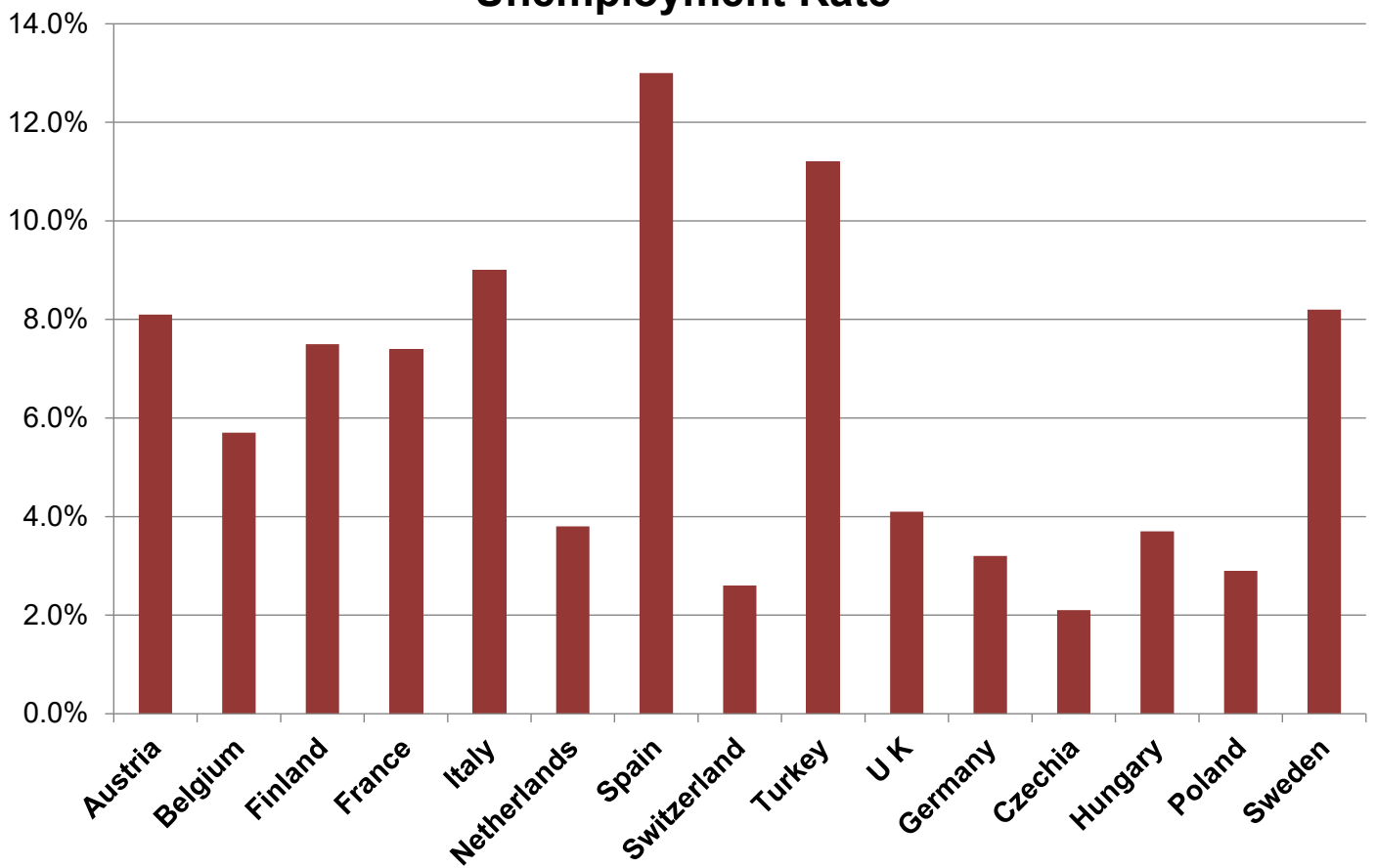
Purchasing Managers Index (PMI)



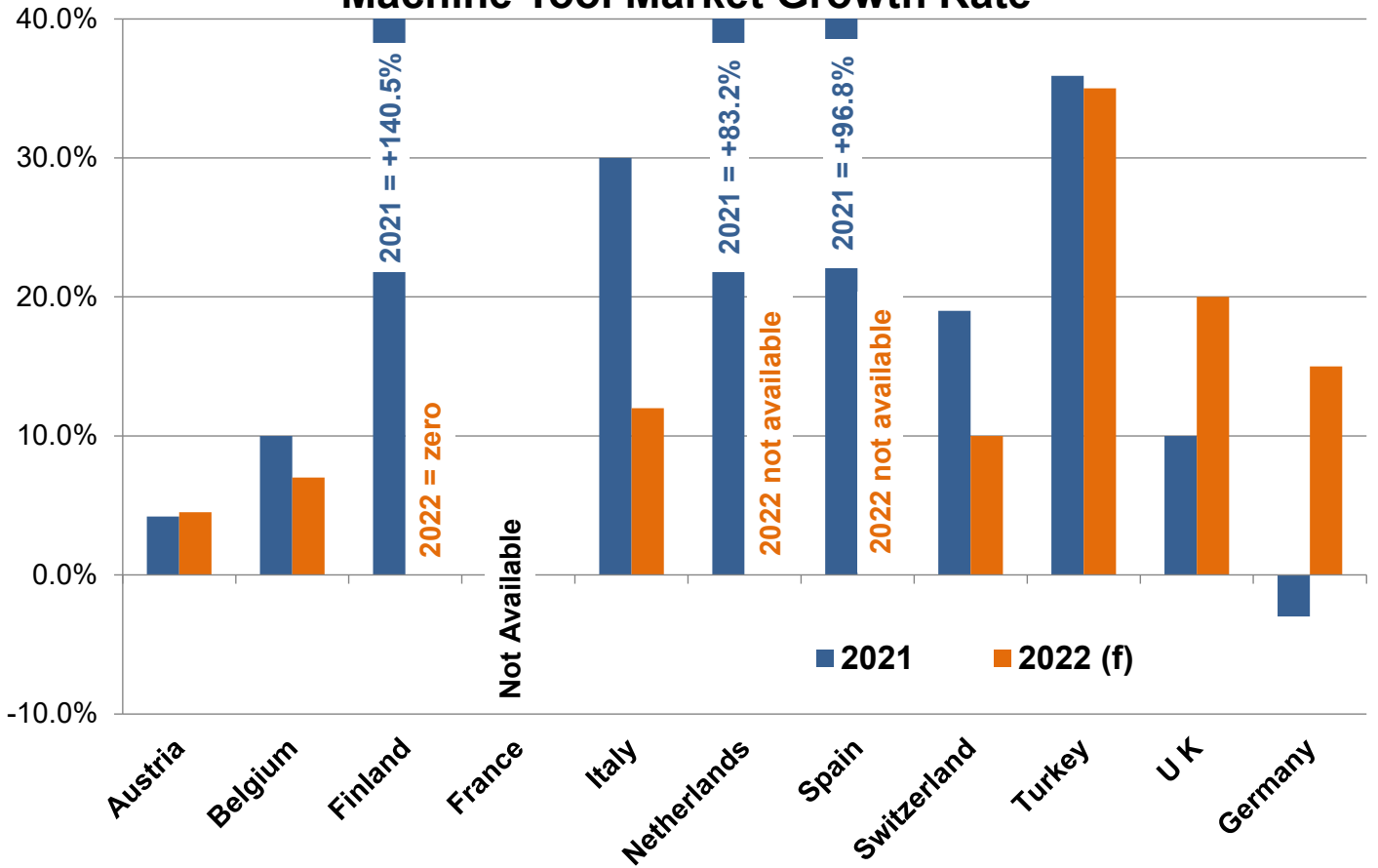
Inflation Rate



Unemployment Rate



Machine Tool Market Growth Rate



2021 trend for Germany is the figure for Q1-Q3/21 compared to Q1-Q3-20

Cutting Tool Market Growth Rate

